

Situational Analysis of Maize



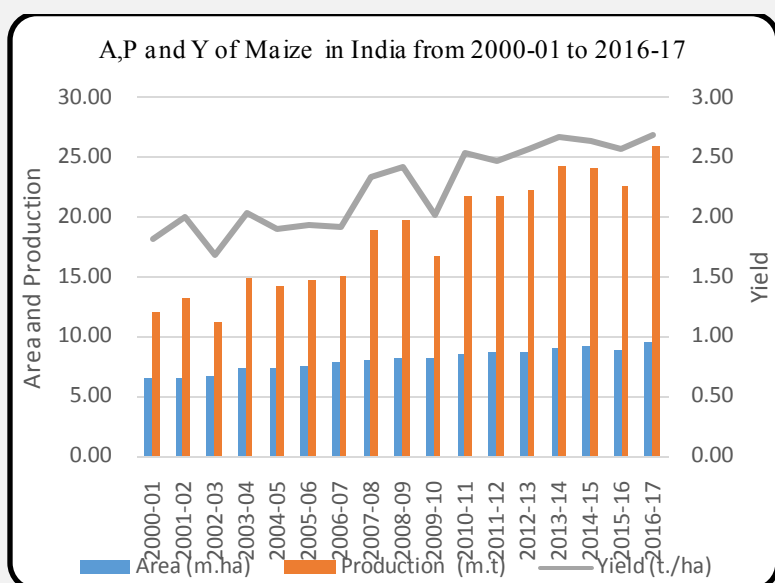
Commodity Outlook Situational Analysis (Centre for M &E)
National Institute of Agricultural Extension Management (Hyderabad)

Major Producing states of maize in India

1. Karnataka
2. Madhya Pradesh
3. Bihar
4. Maharashtra
5. Uttar Pradesh

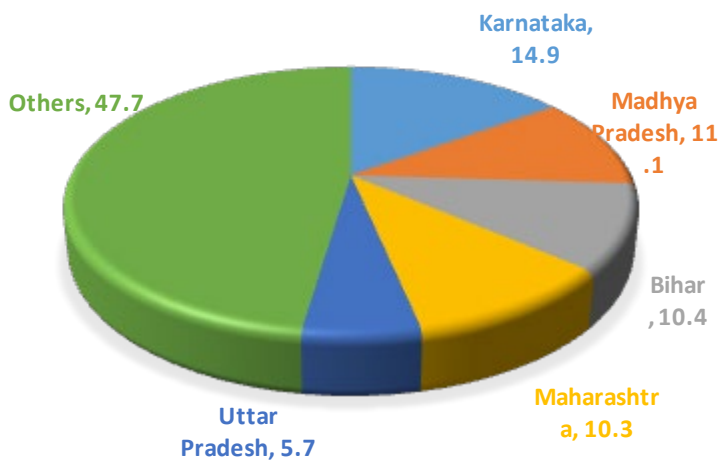
Area, production and yield of Maize in major cultivating states in India (TE-2016-17)

States	Area (m.ha)	Production (m.t)	Yield (t./ha)	Share in total area (%)	Share in total production (%)	Growth from 2000-01 to 2016-17		
						Area	Production	Yield
Karnataka	1.3	3.6	2.8	14.2	14.9	5.2	5.7	0.6
Madhya Pradesh	1.2	2.7	2.3	12.7	11.1	1.7	3.8	2.1
Bihar	0.7	2.5	3.5	7.7	10.4	1.1	3.9	2.8
Maharashtra	1.1	2.5	2.3	11.9	10.3	8.2	11.0	2.8
Uttar Pradesh	0.7	1.4	1.9	7.8	5.7	-1.5	0.5	1.9
All India	9.2	24.2	2.6	100.0	100.0	2.2	4.8	2.6



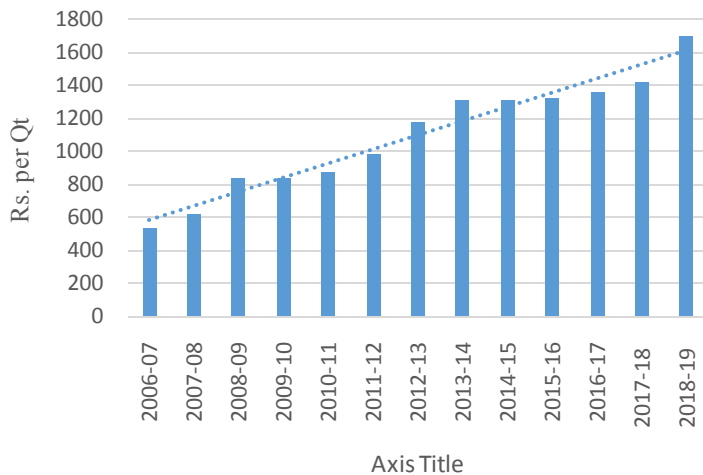
- In India, area under maize cultivation is around 9.2million ha with the production of 24.2million MT and productivity of 2.6t/ha.
- Production and yield of maize showed an increasing trend over last two decades with certain degree of fluctuations.
- Yield levels of maize increased from 2 t/ha to 2.69 t/ha from 2000-01 to 2016-17. In recent years, yield remained relatively stable.
- Growth of area under maize cultivation increased steady during the last two decades.
- Maharashtra and Karnataka recorded 8.2 percent and 5.2 percent area growth during 2000-01 to 2016-17.

Share of States In The Production Of Maize in TE
2016-17



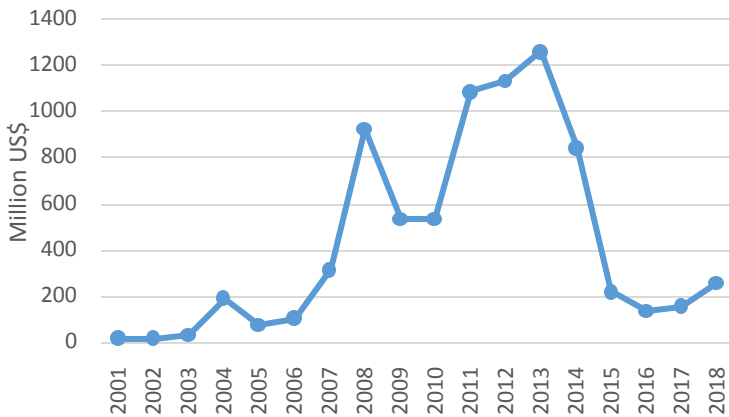
- Maize is mainly produced in Karnataka (14.9%), followed by Madhya Pradesh (11.1%), Maharashtra (10.3%), Uttar Pradesh (5.7 %) and other states together constituting 47.7 percent of maize production.
- Maize is produced in most of the Indian states.
- Production of maize recorded very high growth in the last two decades in Maharashtra and Karnataka.

Trends in MSP of Maize (Rs/Qt)



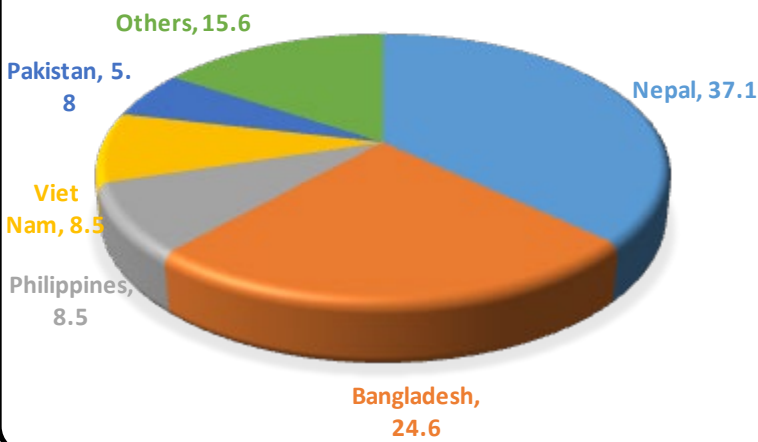
- From 2006-07, there has been an increasing trend in the MSP of maize till 2013-14 and remained almost constant till 2017-18.
- MSP of maize announced during 2018-19 was Rs. 1700 per quintal which is Rs. 275 more as compared to the MSP in 2017-18.
- During 2006-07 to 2018-19, MSP of maize increased considerably and incremental amount was Rs.1160.

Year-wise India's Maize Export from 2001 to 2018
(Million US\$)



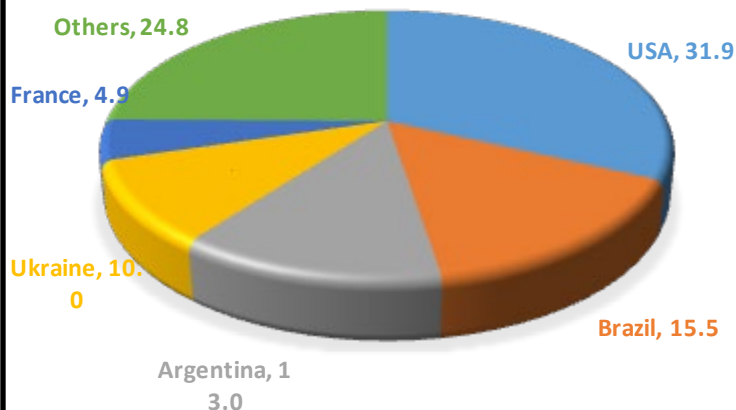
- Export of maize witnessed a fluctuating trends over the last two decades.
- During 2001 to 2006, export of maize was very low thereafter it started to increase in the subsequent year but went down in 2009- and 2010.
- From 2010, export of maize again increased and reached at highest level at US\$ 1258.52 million in 2013. But it went down sharply during the year 2014 and remained low till

Major Importing Countries of Maize From India in 2018



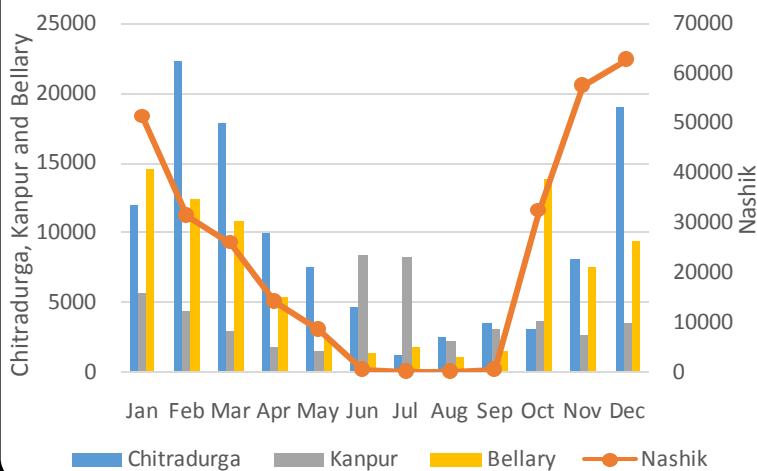
- India export maize to more than 50 countries of the world
- India exports maize to majorly Nepal (37.1 %), followed by Bangladesh (24.6%), Philippines (8.5 %), Viet Nam (8.5%) and Pakistan (5.8%).
- India exports more than 60 percent to Nepal and Bangladesh only.
- Japan, Mexico, Korea, Egypt and Iran, Islamic Republic are major importing countries of maize in the world but none of them are importing from India.
- These countries could be the potential market for India's maize export at the time bumper crop.

World's Major Exporters of Maize Export in 2017



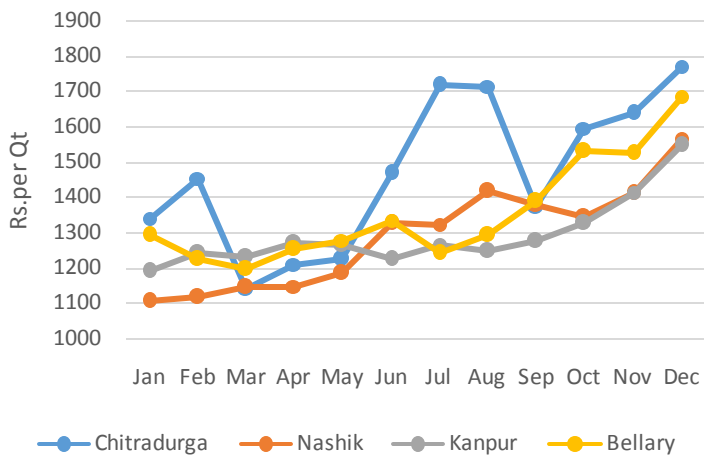
- USA ranks first in the world by constituting 31.9 percent share in global maize exports (2017). The other leading countries are Brazil (15.5%), Argentina (13.0%), Ukraine (10.0%) and France (4.9%).
- China and India are among the top producers of maize but they are not in top exporting countries in the world due to high domestic demand.

Month wise Arrivals (in Qt.) of Maize in Major Markets in 2018



- Arrivals of maize showed the same trends in all four markets (Chitradurga, Kanpur, Bellary and Nashik) in 2018.
- Market arrivals were high in the month of January and February. Thereafter, arrivals started to decline till June and remained almost same. From September arrivals again went up reached peak during December.
- Peak arrivals were registered in harvesting season.
- Arrivals were high in Nashik and Chitradurga markets as compared to other markets.
- In Nashik market, arrivals of maize were exceptionally high in November and December.

Month wise Price (Rs. per Qt.) of Maize in Major Markets in 2018



- In Nashik, and Bellary market, prices of maize showed increasing trends with certain degree of fluctuations.
- In Chitradurga market, prices of maize showed an increasing trends from March to July before it declined in September. Further, from October onwards prices registered an increasing trends till December.
- Prices of maize remained almost stable in Kanpur market during January to September. But thereafter, prices started to increase and reached at highest level in December.
- Trends shows that November and December are

Data Sources

<https://eands.dacnet.nic.in/>

<http://agmarknet.gov.in/>

<http://www.intracen.org/itc/market-info-tools/trade-statistics/>