



Situational Analysis of Mustard



**Commodity Outlook Situational Analysis (Centre for M & E)
National Institute of Agricultural Extension Management (Hyderabad)**

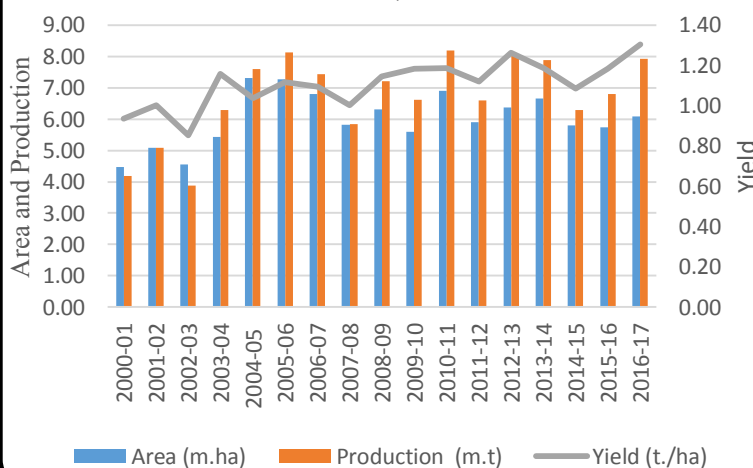
Major Producing States are of Mustard in India

1. Rajasthan
2. Haryana
3. Madhya Pradesh
4. Uttar Pradesh
5. West Bengal
6. Gujarat

Area, production and yield of mustard in major cultivating states in India (TE-2016-17)

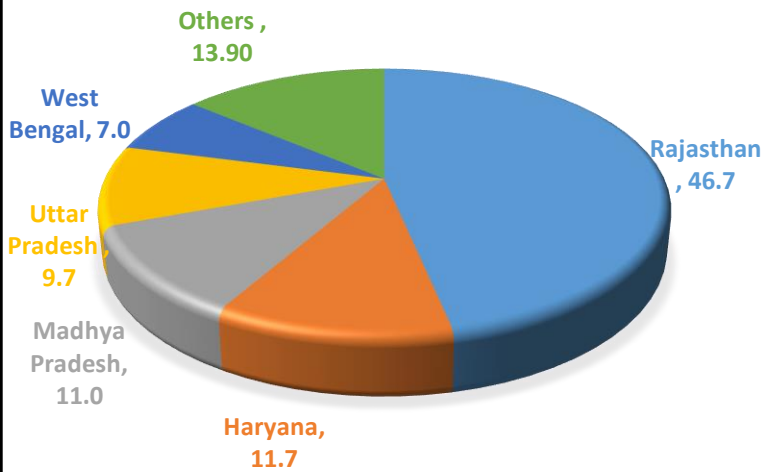
States	Area (m.ha)	Production (m.t)	Yield (t./ha)	Share in total area (%)	Share in total production (%)	Growth from 2000-01 to 2016-17		
						Area	Production	Yield
Rajasthan	2.52	3.27	1.29	42.97	46.67	2.37	4.23	1.87
Haryana	0.50	0.82	1.63	8.56	11.70	-0.63	1.24	1.87
Madhya Pradesh	0.68	0.77	1.13	11.57	10.97	2.99	5.30	2.30
Uttar Pradesh	0.64	0.68	1.06	10.83	9.73	-2.48	-1.55	0.93
West Bengal	0.46	0.49	1.08	7.75	7.02	0.26	1.98	1.72
Gujarat	0.19	0.30	1.58	3.27	4.35	-1.05	1.08	2.13
All India	5.87	7.00	1.19	100.00	100.00	1.12	2.71	1.59

A,P and Y of Mustard in India from 2000-01 to 2016-17



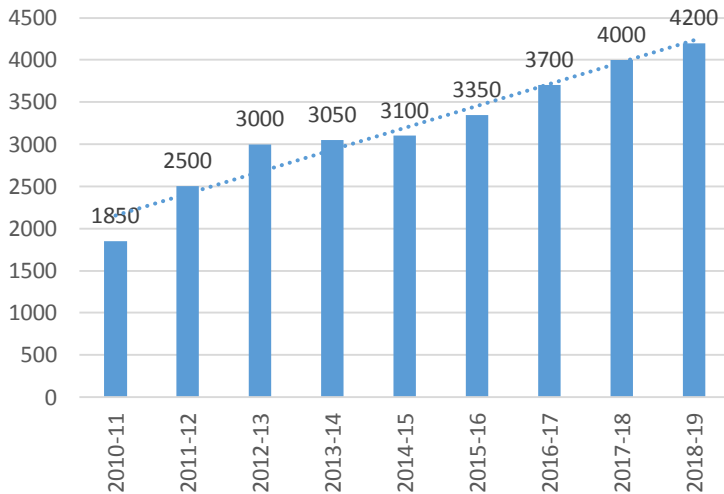
- In India, area under mustard cultivation is around 5.87 million ha with the production of 7.00 million MT and productivity of 1.19 t/ha in TE 2016-17.
- Area under mustard production registered a fluctuating trends from 2000-01 to 2013-14, thereafter area remained relatively stable.
- Production of mustard showed a fluctuating trend over last two decades. Production of mustard drop down alternate year particularly from 2004-05.
- A variation in the yield level has been recorded in mustard and its impact was observed in production.
- In the last three years, yield level has been increased and reached at highest level at 1.30 t/ha in 2016-17.

Share of states in mustard production in TE 2016-17



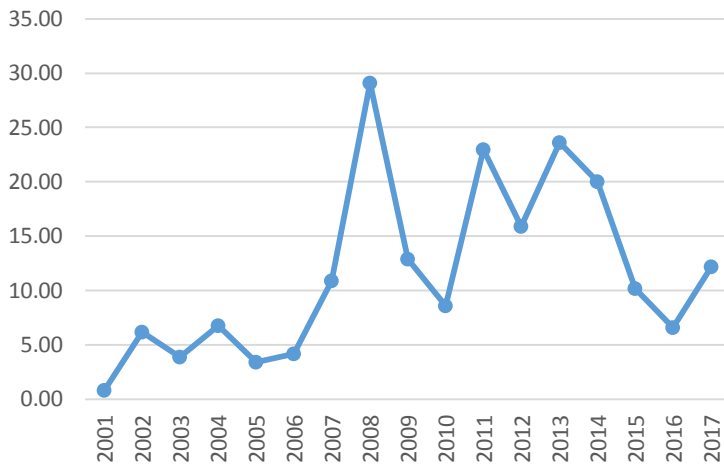
- Mustard is mainly produced in Rajasthan (46.7%), followed by Haryana (11.7%) Madhya Pradesh (11%), Uttar Pradesh (9.7 %) and West Bengal (7%), They together constituted more than 58 percent of mustard production in TE 2016-17.
- Production of mustard recorded the growth rate of 4.23 percent, 1.24 percent and 5.30 percent in Rajasthan, Haryana and Madhya Pradesh respectively during 2000-01 to 2016-17.

Trends in msp of rapeseed/mustard (Rs/qt)



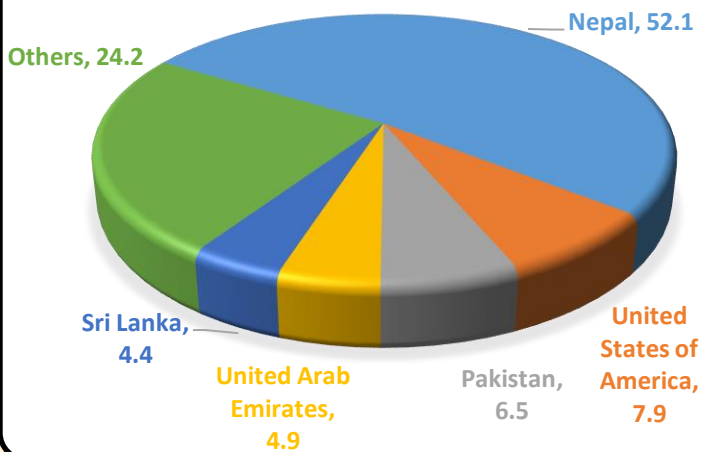
- MSP of mustard announced during 2018-19 was Rs. 4200 per quintal which is Rs. 200 more as compared to the MSP in 2017-18.
- From 2010-11, there has been an increasing trend in the MSP of mustard announced by the Govt. of India.
- During 2010-11 (Rs. 1850) and 2018-19 (Rs.4200), MSP of mustard increased considerably and incremental amount was Rs.2350.

Year-wise India's Mustard Export from 2001 to 2018
(Million US\$)



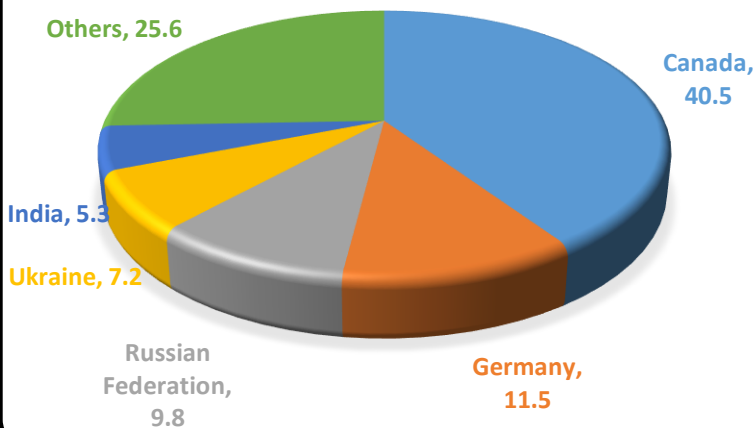
- Export of mustard witnessed a fluctuating trends over the last two decades.
- During 2001 to 2006, export of mustard was very low thereafter it started to increase in the year 2007 and 2008 but again went down in 2009- and 2010.
- From 2013, export of mustard decline continuously till 2016 and come down at lowest level in last ten years.
- The value of export in 2017 was US \$ 12.9 million.

Major importing countries of mustard from india in 2017



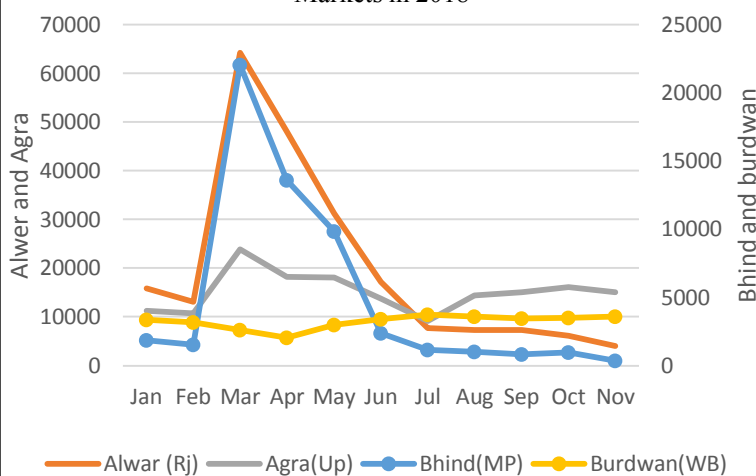
- India export mustard to more than 50 countries of the world.
- India exports mustard to majorly Nepal (52.1 %), followed by USA (7.9%), Pakistan (6.5 %), UAE (4.9 %) and Sri Lanka (4.4%).
- India's exports of mustard is highly concentrated in South Asia.
- USA, Germany, France, Netherlands, and Belgium are major importing countries of mustard in the world but most of them are not importing from India.
- These countries could be the potential market for India's mustard export at the time bumper crop.

World's major exporters of mustard export in 2017



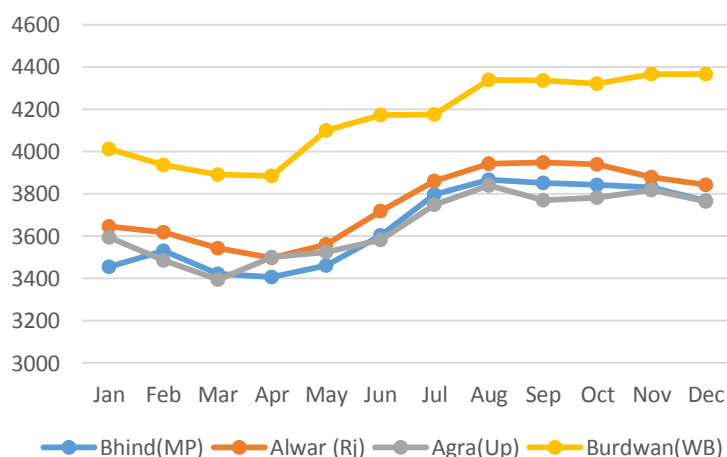
- Canada ranks first in the world by constituting 40.5 percent share in global mustard exports (2017). The other leading countries are Germany (11.5%), Russia (9.8%), Ukraine (7.2%) and India (5.3%).
- Canada and Germany put together constitute more than 50 percent of global mustard exports.

Month wise Arrival (in Qt.) of Mustard in Major Markets in 2018



- Arrivals of mustard showed the same trends in Alwar, Agra and Bhind markets in 2018.
- Market arrivals were low in the month of January and February. Thereafter, arrivals increase sharply in March and declined slowly till June and remained almost same in the subsequent month.
- Peak arrivals were registered in harvesting season.
- Arrivals of mustard were high in Alwar and Agra markets as compared to other markets.
- In Burdwan market, arrivals were almost stable. A slightly decline was registered in March and April.

Month wise Price (Per Qt.) of Mustard in Major Markets in 2018



- In all four markets (Bhind, Alwar, Agra and Burdwan) price trends were same in 2018.
- Prices were slowly decline from January to April, thereafter it started to increase and reached at highest level in August and remained relatively constant till December.
- Prices in Burdwan market was higher than the other markets.
- Prices were low in peak harvesting season (march and April)

Data Sources

<https://eands.dacnet.nic.in/>

<http://agmarknet.gov.in/>

<http://www.intracen.org/itc/market-info-tools/trade-statistics/>