

Situational Analysis of Pearl Millet (Bajra)

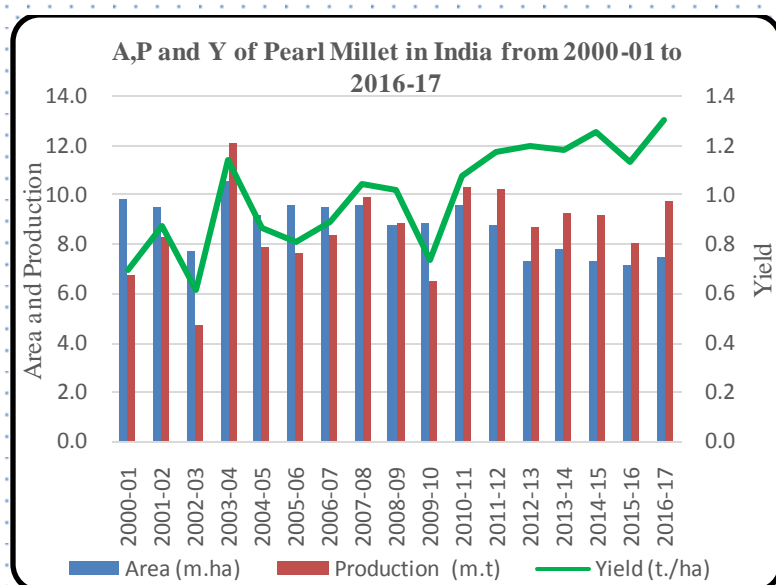


Commodity Outlook Situational Analysis (Centre for M &E)
National Institute of Agricultural Extension Management (Hyderabad)

1. Rajasthan
2. Uttar Pradesh
3. Haryana
4. Gujarat
5. Maharashtra

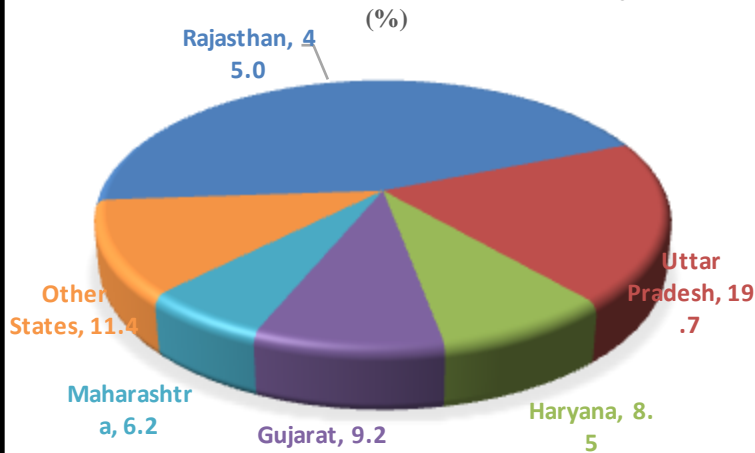
Area, production and yield of Pearl Millet (Bajra) in major cultivating states in India (TE-2016-17)

States	Area (m.ha)	Production (m.t)	Yield (t./ha)	Share in total area (%)	Share in total production (%)	Growth from 2000-01 to 2016-17		
						Area	Production	Yield
Rajasthan	4.1	4.0	1.0	56.0	45.0	-0.7	3.8	4.5
Uttar Pradesh	0.9	1.8	1.9	12.9	19.7	0.7	3.7	3.0
Haryana	0.4	0.8	1.8	5.6	8.5	-2.6	1.1	3.7
Gujarat	0.4	0.8	1.9	5.9	9.2	-5.3	-1.2	-4.0
Maharashtra	0.8	0.6	0.7	11.4	6.2	-5.3	-4.5	0.8
All India	7.3	9.0	1.2	100.0	100.0	-1.8	1.6	3.4



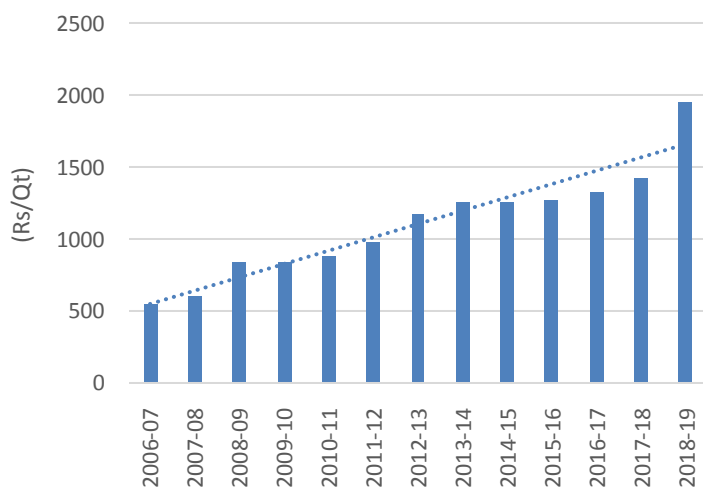
- In India, area under pearl millet (Bajra) cultivation is around 7.5 million ha with the production of 9.7 million MT and productivity of 1.3 t/ha in 2016-17.
- Area and production under pearl millet (Bajra) crop showed a fluctuating trend over last two decades. Area and production was lowest in 2002-03 and highest in 2003-04.
- Yield levels of pearl millet (Bajra) witnessed a high fluctuation from 2000-01 to 2009-10, but thereafter increasing trends has been recorded in yield.

Share in Total Production of Pearl Millet (Bajra)



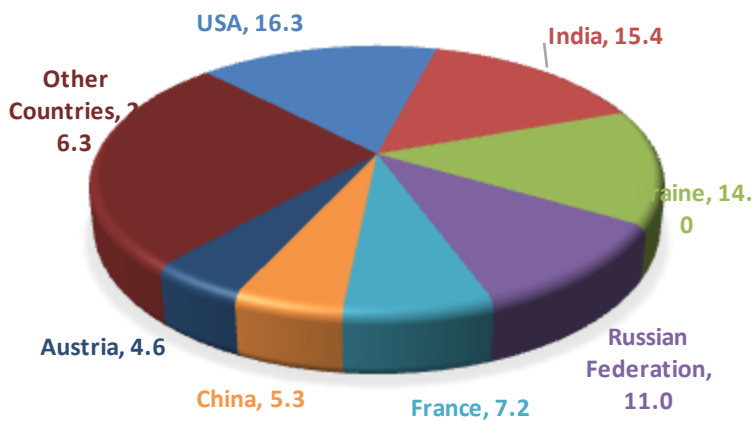
- Pearl millet (Bajra) is majorly produced in Rajasthan (45 %) followed by Uttar Pradesh (19.7%), Haryana (8.5%) Gujarat (9.2%), Maharashtra (6.2 %), and other states contributes only 11.4 percent in pearl millet production in TE 2016-17.
- Rajasthan and Uttar Pradesh together contributed about 65 percent of pearl millet (Bajra) production in India.
- Fluctuation in pearl millet (Bajra) production in these two states leading to fluctuations at national level production trends.

Trends in MSP of Pearl Millet (Bajra)(Rs/Qt)



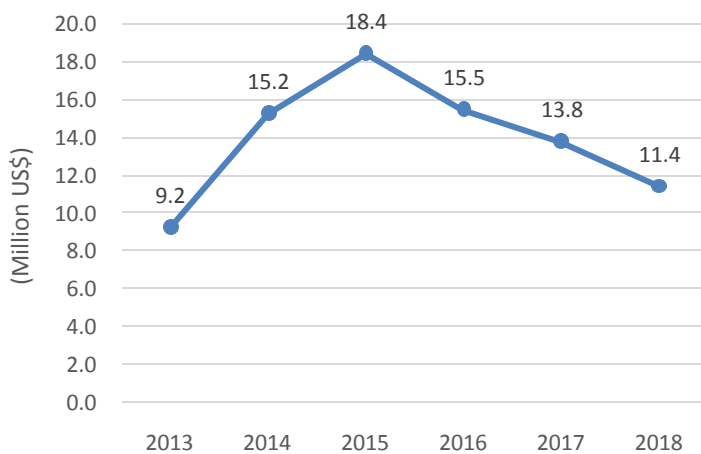
- From 2006-07 to 2012-13, MSP showed an increasing trends but during 2013-14 to 2016-17, MSP of pearl millet (Bajra) remained relatively stagnant.
- MSP of pearl millet (Bajra) during 2017-18 was Rs. 1425 per quintal which increased by Rs. 525 in 2018-19 and reached at Rs. 1950.
- Between 2006-07 and 2018-19, MSP of pearl millet (Bajra) increased by Rs. 1410.

Share in World's Pearl Millet (Bajra) Export in 2017



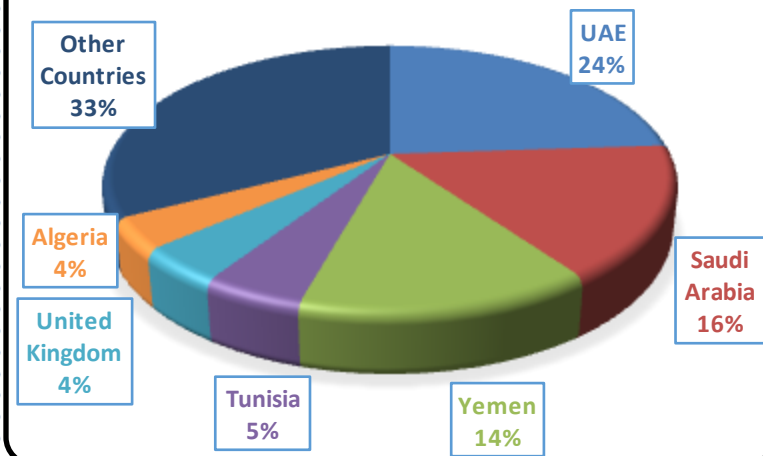
- Major pearl millet (Bajra) exporting countries are India (15.4 %) followed by Ukraine (14.0 %), Russia (11.0 %), France (7.2 %), China (5.3 %) and Austria (4.6%) (2017).
- India is a top producer of pearl millet (Bajra). Other major producing countries are from Africa but they do not export. Therefore, India can leverage comparative advantage for expanding its export market by increasing production.
- Owing to large tracts of semi-arid zones in India, there is a huge potential for increasing production of millets.

India's Pearl Millet (Bajra) Export from 2013 to 2018 (Million US\$)



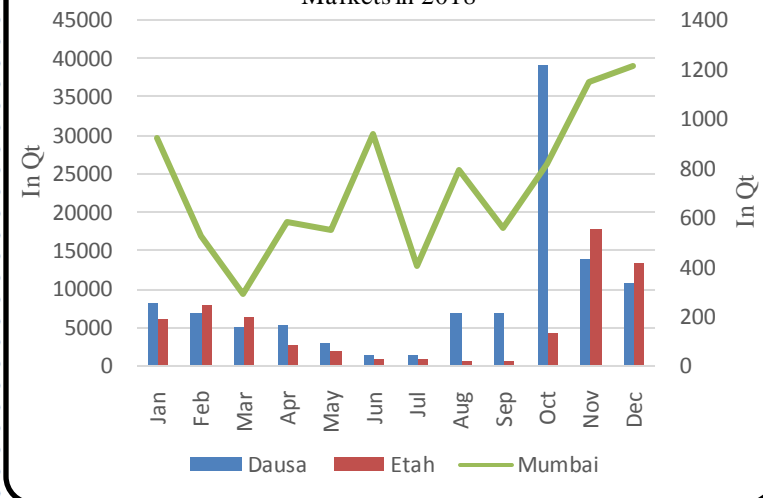
- Export of pearl millet (Bajra) witnessed an increasing trend from 2013 to 2015 then started declining during recent years.
- In 2013, pearl millet (Bajra) export was US\$ 9.2 million, it increased to US\$ 18.4 million in 2015 but further went down drastically to US\$ 11.4 million in 2018.

Major Importing Countries of Pearl Millet from India In 2018



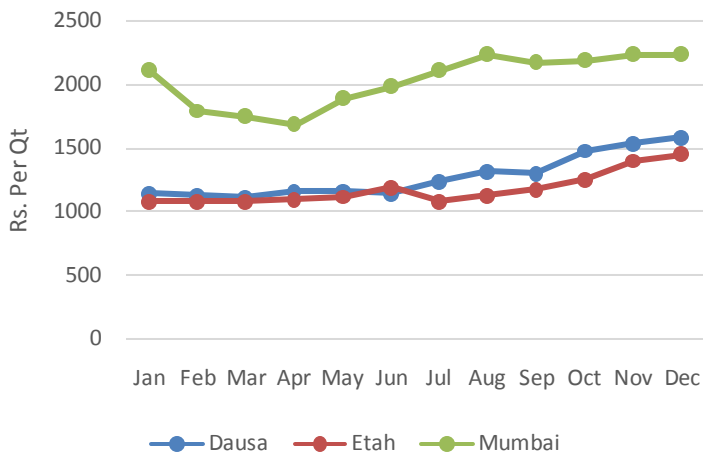
- India exports pearl millet (Bajra) to about 60 countries of the world.
- India exports Bajra majorly to UAE (24%), followed by Saudi Arabia (16%), Yemen (14%), Tunisia (5.0%) and United Kingdom (4.0%).
- There is high demand for pearl millet (Bajra) in Gulf countries.
- UAE, Saudi Arabia and Yemen together account for more than 50 percent of exports from India

Month wise Arrival of Pearl Millet (Bajra) in Major Markets in 2018



- In Dausa market, arrivals of pearl millet declined steeply from January to July and started increasing from August, and reached at highest level in the month of October. Major proportion of arrivals of bajra were seen during October to December.
- In Etah also, trends in arrivals of bajra shown declining trend. Highest arrivals were noted in harvesting season (November and December).
- Arrivals of pearl millet (Bajra) was low in Mumbai market as compared to other markets.
- A high fluctuation was recorded from February to September. Peak arrivals were seen in November and December.

Month wise Price (Per Qt.) of Pearl Millet (Bajra) in Major Markets in 2018



- In Dausa and Etah market, prices of pearl millet (Bajra) were almost at same level during January to June, thereafter there was a slight increase in prices for rest of the months.
- Prices were high in the peak harvesting season (October, November and December).
- Prices of pearl millet (Bajra) were high in Mumbai market as compared to Dausa and Etah market.
- In Mumbai, Price declined from January to April and started increasing steadily till August and remained constant during August to December.
- It is better to sell pearl millet (Bajra) in harvesting season in view of higher prices.