

Situational Analysis of Wheat 2019



**Commodity Outlook Situational Analysis (Centre for M & E)
National Institute of Agricultural Extension Management (Hyderabad)**

Major producing States of Wheat in India

Uttar Pradesh

Rajasthan

Punjab

Madhya Pradesh

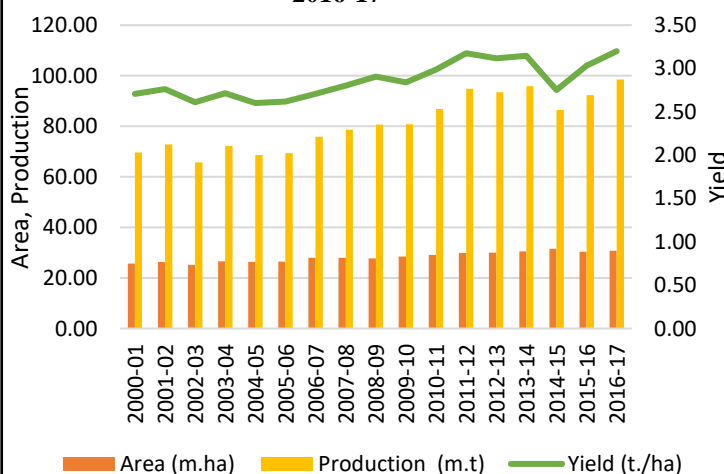
Bihar

Haryana

Area, production and yield of Wheat in major cultivating states in India (2014-16)

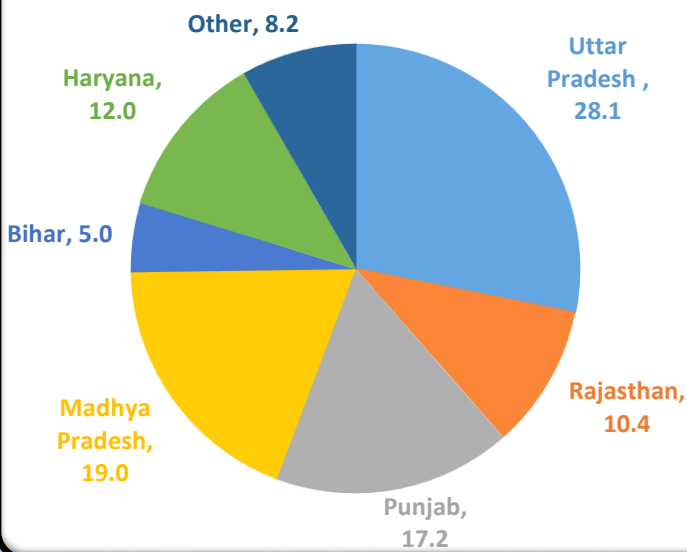
States	Area (m.ha)	Production (m.t)	Yield (t./ha)	Share in total area (%)	Share in total production (%)	Growth from 2000-01 to 2016-17		
						Area	Production	Yield
Uttar Pradesh	9.7	26	2.68	31.39	28.14	0.52	1.02	0.5
Rajasthan	3.1	9.6	3.1	10.03	10.39	2.79	4.04	1.24
Punjab	3.5	15.9	4.53	11.33	17.21	0.2	0.8	0.6
Madhya Pradesh	6	17.6	2.94	19.42	19.05	3.68	8.11	4.43
Bihar	2.1	4.6	2.17	6.80	4.98	0.15	1.49	1.34
Haryana	2.6	11.1	4.3	8.41	12.01	0.82	1.7	0.88
all India	30.9	92.4	2.99	100	100	1.33	2.45	1.12

A,P and Y of Wheat in India from 2000-01 to 2016-17



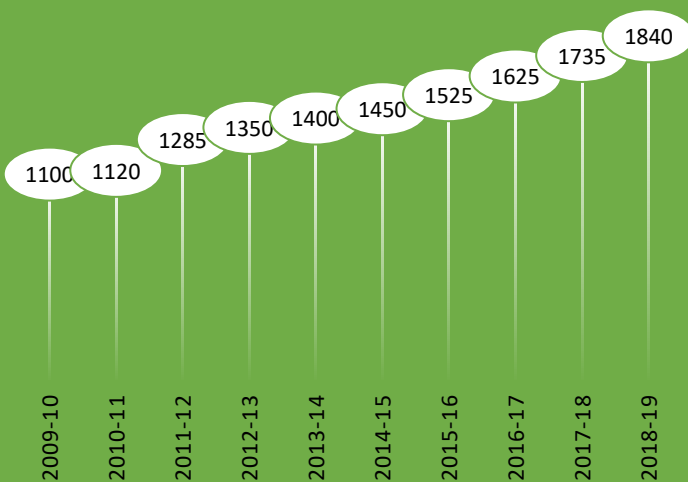
- In India, area under wheat cultivation is around 30.9 million ha with a production of 92.4 million MT and productivity of 2.99 MT/ha.
- Production of wheat showed a steady increasing trend over last two decades.
- Yield levels of Wheat increased from 2.71 MT /ha to 3.03 MT/ha from 2000-01 to 2016-17.
- A marginal increase has been recorded in the growth of area under cultivation of wheat in this decade.
- The Production of wheat witnessed a considerable increase during 2000-01 to 2016-17 i.e. from 69.68 million MT to 98.1 million MT.

% Share of States in Wheat Production



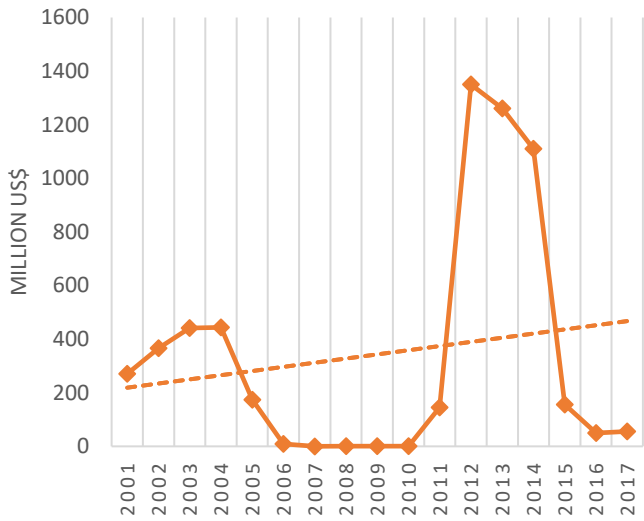
- Wheat is majorly produced in Uttar Pradesh (28.1%), followed by Madhya Pradesh (19%) Punjab (17.2%), Haryana (12 %), Rajasthan (10.4%) and Bihar (5%).
- Uttar Pradesh and Madhya Pradesh together contributed slight less than 50 percent of wheat production in India.
- In the last two decades, Madhya Pradesh recorded a sharp growth in the production of wheat and thus it reached second position in production of wheat in India.

TRENDS IN MSP OF WHEAT (Rs/Qt)



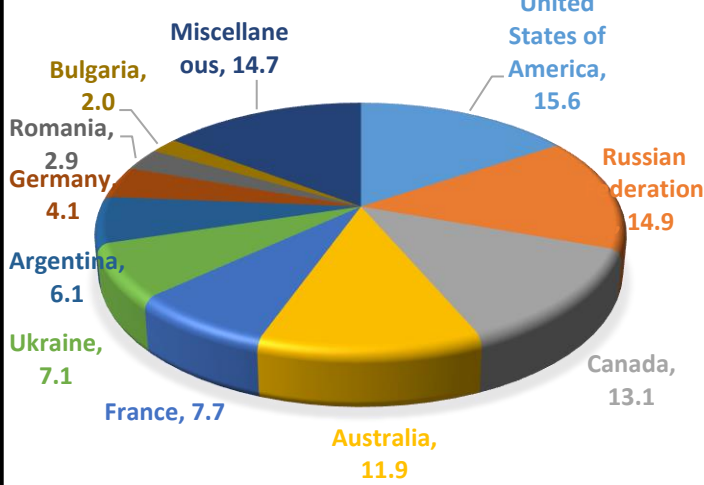
- MSP of Wheat announced during 2018-19 was Rs. 1840 per quintal which is Rs. 105 more as compared to the MSP in 2017-18.
- From 2009-10, there is an increasing trend in the MSP of wheat announced by the Govt. of India.
- Between 2009-10 and 2018-19, MSP of wheat increased by Rs.740

Year-wise India's Wheat Export (Million US\$)



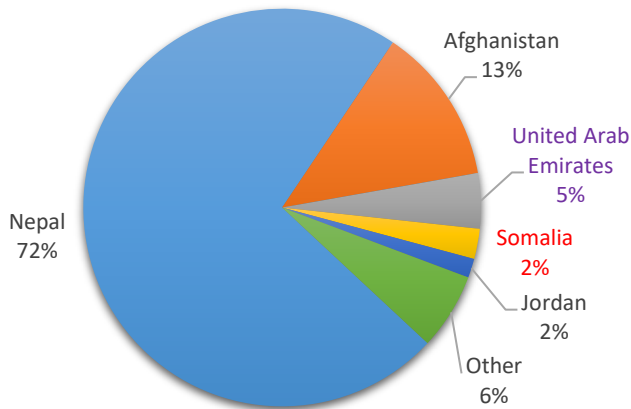
- Export of Wheat witnessed a fluctuating trends over the last two decades.
- During 2006 to 2011, export of wheat was lowest because government banned the wheat export in 2007 and lifted the ban only four years later in September 2011. As a result there was a sudden spurt in the export of wheat.
- In 2015, value of wheat export was US\$ 155.88 million but there was a step decline in export of wheat during 2017 valued at US\$ 55.43 million.

Share in World's Wheat Export in 2017



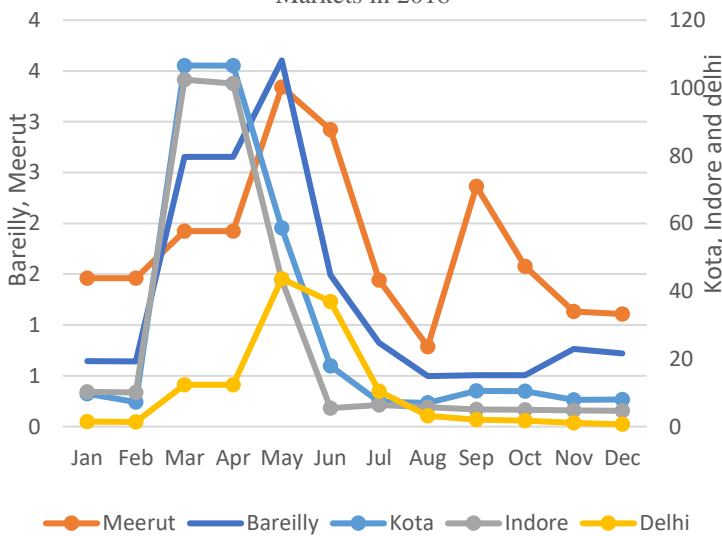
- Major wheat exporting countries in the world are United States of America (15.6 %) followed by Russia (14.9%), Canada (13.1 %), Australia (11.9 %), France (7.7 %) and Ukraine (7.1%) in 2017.
- China and India are top producers of wheat but they are not in top exporting countries in the world due to high domestic demand owing to higher population.

Major Exporting Countries of wheat from India in 2017

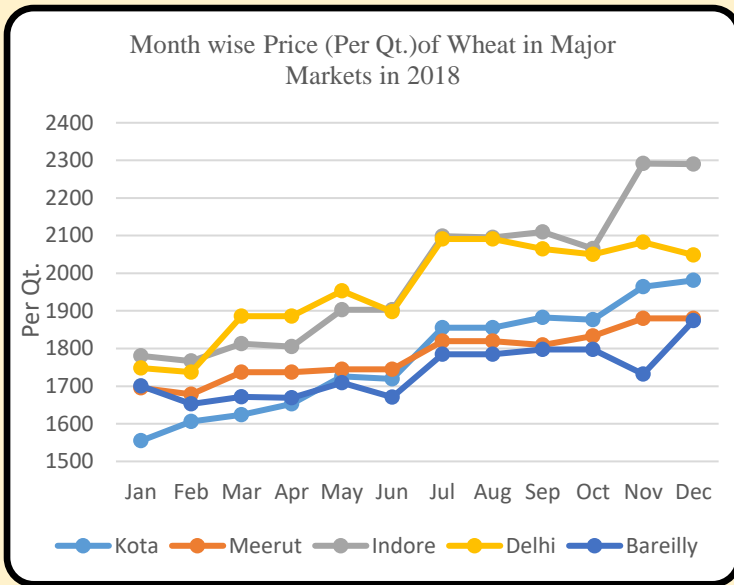


- India exports wheat to majorly Nepal (72 %), followed by Afghanistan (13%), UAE (5 %), Somalia (2%) and Jordan (2%).
- Indonesia, Egypt, Algeria, Italy, Japan, Philippines are major importing countries of wheat in the world but none of them are importing from India.
- These countries could be the potential market for India's wheat export in view of higher production in 2018-19 to absorb surplus produce.

Month wise Arrival (in '000 Qt.) of Wheat in Major Markets in 2018



- In Meerut market, Arrivals were low in January and February thereafter it started increasing and reached a peak level in May. Thereafter, market arrivals started declining sharply till August and fluctuation recorded during August to December.
- In Bareilly, arrivals showed an increasing trends from February to May. Thereafter arrivals declined till August and remained low during September to December.
- In Kota and Indore markets, arrivals shows the same pattern. Arrivals were the highest during March to May. Rest of the month of 2018, arrivals remained low in these two markets.
- Arrivals of wheat was low in Delhi market as compared to other market. Peak arrivals were seen in May and June month.



- In all five markets (Kota, Meerut, Indore, Delhi and Bareilly) prices of wheat showed increasing trends with certain degree of fluctuations.
- Prices were low in Kota, Meerut and Bareilly as compared to Delhi and Indore.
- Prices were low in the markets where arrivals were high.
- Prices were lowest in the peak arrival month i.e. February and March.
- It is better to store wheat in harvesting season and wait for the prices to increase in the subsequent month for selling wheat.