



Soybean Monthly Outlook Report-May, 21

Table of contents

1. Soybean market outlook- May, 21
2. Supply and demand -India, 2020-21
3. Domestic market highlights
4. Monthly trends in arrivals and prices for major markets
5. Spot market dynamics
6. International soybean outlook-FOB and CBOT quotes

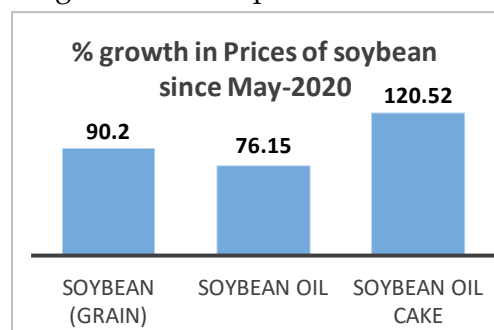
Domestic Monthly market dynamics-May, 21

Price scenario: Currently at all India level, monthly average soybean prices were traded at Rs.6566/qtl, up by 6.70 percent from Rs.6168/qtl in April -21 an up by 82 % from corresponding period last year. However, it is ruling above MSP. MSP of soybean has been increased by Rs.170 to Rs.3880 per quintal for 2020-21 from Rs.3710 per quintal in 2019-20.

Domestic and international market highlights - May, 21

India exported 5 thousand MT of soybean in the month of January -2021. It is around 36 % (1.80thousand MT) lower compared to December-20 amid due to low production in 20019-20.

Since May-2020, monthly import of soybean gradually decreases from 12.90 lakh MT to 0.30 lakh tones till November-20. Due to low production of soybean in last season, during Jaunary-21, government imported 2.60 lakh MT. India resorted for import of oil seeds to meet the domestic



consumption requirement.

consumption requirement.

As per Press trust of India (PTI), Ministry of Agriculture has released second advance estimate of production of soybean at 137.10 lakh MT for the year 2020-21. Overall production of oil seeds during 2020-21 is estimated at 373.1lakh MT which is 40.90 lakh MT higher

against to 332.20 lakh MT during 2019-20.

Big jump in global demand with witness of soybean meals have exported by 3 times higher compared to 2019-20. Between October-20 and January -21 India exported nearly 16 lakh MT of

Soybean Market Summary - May, 21

Total arrivals- 42266 MT

Average price -Rs.6566

Soybean oil price- Rs.14633/qtl

Soybean oil cake price- Rs.6785/qtl

MSP- Rs.3880 /qtl

Cheapest market, arrivals and price

Burhanpur (MP)	Rs.3101/qtl
----------------	-------------

Costliest market, arrivals and price

Raghogarh (MP)	Rs.8500/qtl
----------------	-------------

soybean meals with a huge export demand for poultry feed. It will likely to cross 18 lakh MT in this season.

As per USDA, world oilseeds production is projected to increase 5 % in current season (October, 2020- September, 2021). In this, soybean drives lead position has projected to increase the production 386 mt by 6 percent from 361 mt last year. In India, production is expected to increase 7.50 lakh tones to 11.2 mt from 10.45 mt last year.

Soybean futures contracts for the July month on the Chicago Board of Trade (CBOT) has gone up to a nine -year high of \$16.29 a bushel (Rs.44050 a tonne) during month of May-21 with the worry about low arrivals at global markets.

Futures quotes of soybean for June contract month were dropped by 1 percent to Rs.7465 a quintal on NCDEX

Supply and Demand – India, 2020-21

Sl.no	Particulars (Fig. In MMT)	India		% change
		2019-20	2020-21	
1	Opening stocks	0.6	0.5	-20.00%
2	Production	11.2	13.70	25%
3	Imports	0.1	-	-
4	Total availability (1+2+3)	11.9	14.20	19.32%
5	Consumption	11.4	13.70	20.17%
6	Exports	0.10	0.20	100%
7	Total usage (5+6)	11.50	13.90	20.86%
8	Ending stocks	0.5	0.4	-25%
9	Ave.monthly consumption	0.95	1.14	20%

Source: IGC, (as on 29.04.2021)

With 25 percent of higher production, availability of soybean in open stocks- 2021 includes last season which is dipped by 20 percent to 0.5 MMT. Hence, total availability of soybean estimated

for 2020-21 to increase by 19.32 percent to 14.20 lakh MMT. After meeting domestic consumption, india's export is estimated to increased by 100 percent to 0.20 MMT from 2019-20.

Trends in monthly arrivals and prices of soybean-India

Months	Prices			Arrivals (MT)		
	Rs./qtl	% change from previous month	% change from previous year	Arrivals	% change from previous month	% change from previous year
May-21	6566.00	6.50	82.70	42,266.10	-53.30	-35.50
Apr-21	6,168.00	24.1	58.5	90,156.40	-57.5	1,160.20
Mar-21	4,971.40	11.5	44.2	212,014.40	-45.7	285.8
Feb-21	4,458.50	6.9		390,203.10	-13.7	
Jan-21	4,171.50	4	5.4	451,921.50	-25.2	1.9
Dec-20	4,009.20	2.2	4.4	603,955.60	-16.3	-32
Nov-20	3,922.20	7.2	11.6	721,149.40	-4.9	-53.4
Oct-20	3,657.30	3.1	7.9	758,118.30	198.1	-16.8

Trends of prices and arrivals of Soybean for major markets- May, 21

1. Increasing trend in arrivals of Soybean during the Month of May for major markets

States	Markets	May_21	April_21	May_20	% change from previous month	% change from a year ago
Maharashtra	Latur	9806	8954	10169	9.52	-3.70
Madhya Pradesh	Ujjain	2319	1605	4091	44.43	-76.45
Maharashtra	Washim	2246	1749	4625	28.42	-105.92
Maharashtra	Karanja	1975	2640	2620	-33.67	-32.66
Maharashtra	Amarawati	1856	1253	2135	48.12	-15.03
Maharashtra	Hinganghat	1409	2165	3505	-53.66	-148.76
Maharashtra	Mangrulpeer	1324	679	2019	94.99	-52.49
Maharashtra	Akola	740	2579	1315	-248.51	-77.70
Rajasthan	Kota	617	2435	429	-294.40	43.92

Chhattisgarh	Dongargaon	599	5	1536	11872.00	-156.60
--------------	------------	-----	---	------	----------	---------

2. Increasing trend in Soybean prices during the Month of May for major markets (Rs/ctl)

States	Markets	May_21	April_21	May_20	% change from previous month	% change from a year ago
Maharashtra	Latur	7232	6912	3732	4.64	48.40
Madhya Pradesh	Ujjain	7166	6673	3828	7.40	46.58
Maharashtra	Washim	7150	6625	4117	7.92	42.42
Maharashtra	Karanja	7203	6723	3663	7.15	49.14
Maharashtra	Amarawati	6939	6331	3403	9.60	50.97
Maharashtra	Hinganghat	6640	6023	3288	10.25	50.49
Maharashtra	Mangrulpeer	7414	7058	3796	5.03	48.80
Maharashtra	Akola	6915	6567	3532	5.29	48.92
Rajasthan	Kota	6983	6459	3599	8.12	48.46
Chhattisgarh	Dongargaon	7103	4983	3586	42.54	49.51

Comparison of soybean oil prices with peers during May-21

Ground Nut oil



Rs.15116.10/ctl
(-3.80%)

Soybean oil



Rs.14633.10/ctl
(5.4%)

Palm Oil



Rs.12695.00/ctl
(3.90%)

Rapeseed oil



Rs.14587.00/ctl

Mustard oil



Rs.15191/ctl

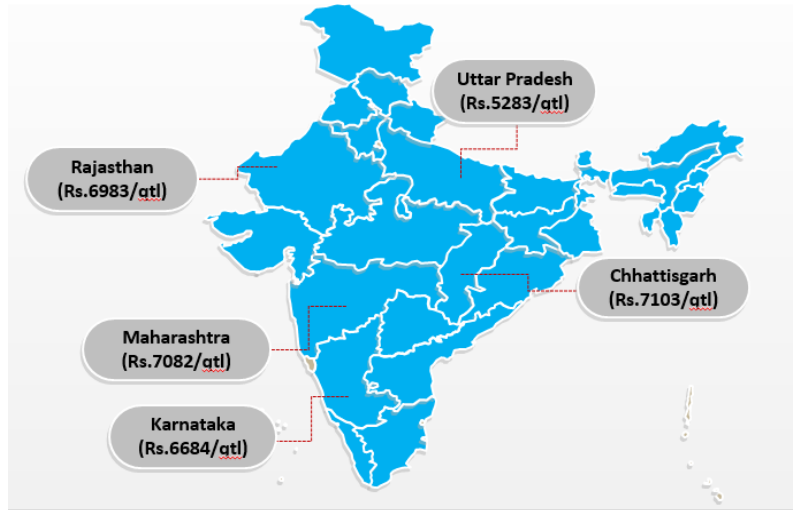
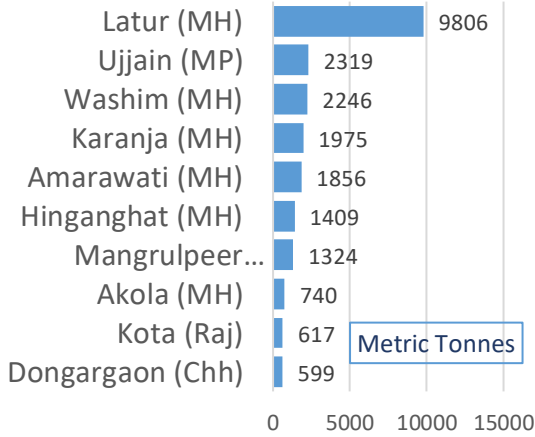
(6.70%)

(9.00%)

*() parentheses represents the % change from previous month

Spot market dynamics of soybean during May-21

Top 10 mandis in soybean arrivals during May-21



State wise spot prices of Wheat during May-21

Comparison of soybean prices with peers during May-21

Ground Nut




Rs.5329/qtl
(-7.29%)

Soybean



Rs.6558.90/qtl
(6.40%)

Sunflower



Rs.5862.50/qtl
(-0.90%)

Mustard



Rs.6203.30/qtl

Sesame



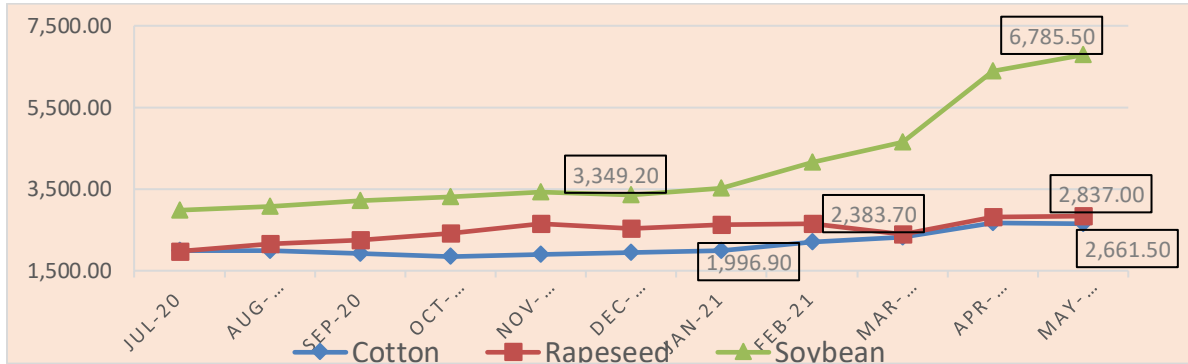
Rs.8286.20/qtl

(10.00%)

(3.4%)

*() parentheses represents the % change from previous month

Comparison of trend of soybean oil seed cake prices with peers



- Soybean oil prices have been stabilized for last 12 straight months by 82 % from Rs.8024.70 to Rs.14792 per quintal during May-2021.
- Similarly, soybean oil cake prices were doubled between Dec-20 and May-21, from Rs.3349 to Rs.6785 per quintal due to non-availability of green fodder and low arrival of other oil seed cakes to the market.

Soybean - Global Market Outlook

Free on board (FOB) of wheat (USD/T)

Countries -type	27-May-21	3-May-21	\$ change	Annual Change	52 Week High	52 Week Low
Argentina (Up river)	553	553	0	65%	581	335
Brazil(Paranagua)	560	562	-2	62%	595	345
US 2Y (Gulf)	596	602	-6	76%	640	335

Source: International Grain Council (IGC)

After reaching 52- Week high on 12th May-21, all global soybean FOB quotes are hovering in the range from strong form to steady tune in the end of May-21. FOB quotes for Argentina (Up river) are dipped from \$581 to \$553 per ton during Month of May- 21. Similarly for Brazil, it's dropped from \$595 to 560 per ton with annual change of 62 %.

Chicago Board on Trade (CBOT) future prices of wheat (USD/bushels)

Since second week of May-21, July- 21 contract of CBOT future prices of soybean was decline by \$110 from \$1641to \$1531 per bushels in end of May-21. Soybean futures contracts for the July-21 on the Chicago Board of Trade (CBOT) has gone up to a nine -year high

of \$1641 a bushel (Rs.44050 a tonne) during Monthly of May-21 with the worry about low arrivals at global markets