



Maize Fortnight Outlook Report- May, 21

Table of contents

1. Wheat market outlook- May, 21
2. Supply and demand –India, 2020-21
3. Domestic market highlights
4. Trends in arrivals and prices for major markets
5. Spot market dynamics
6. International wheat Outlook-FOB and CBOT quotes

Domestic fortnight market dynamics-May, 21

Price trend: Fortnight average prices of Maize stood up at Rs.1478 per quintal during May- 21 and a marginal increase by 0.54 percent was observed from April-21 and maize wholesale prices was unchanged as against corresponding period last year. There was no much variation in mandi prices of maize across markets. It may be due to steady arrivals in mandi. Mandi prices of maize were ruling lower than minimum support price (Rs.1850/qtl) for 2020-21 season.

Domestic and international market highlights – May, 21

Increased price of sunflower oil and low demand of consumption of soybean oil has led to increase demand for corn refined oil in the past four years. Which lead to production of corn refined oil doubled in 4 year. Corn oil is consumed more in Gujarat and Maharashtra states.

Due to unrest and high freight charges in Myanmar, Indian maize is getting more demand from South –East Asian Countries and Bangladesh to fulfill their maize feed demand. Currently India sells maize to Malaysia, Vietnam, Bangladesh and Srilanka for \$250 a MT (Rs.18, 600) FOB. In terms of cost and freight (CNF), it's selling at \$275-277 per MT. Corn futures for July-21 contract are reportedly at \$5.89 per bushel on Chicago Board of Trade (CBOT).

Supply and Demand – India, 2020-21

As per International grain council (IGC), India's maize production for 2021-22 is forecasted at 28.30 MMT compared to 30.20 MMT in 2020-21. Lower production is expected even during 2021-22 due to decrease in demand for poultry feed with effect of bird flu. Average monthly consumption will be 8.93 MMT.

Export of maize in 2021-22 would decline by 0.5 million MT as per IGC forecast, may be due to more domestic availability for poultry feed.

Maize Market Summary - May, 21

Total Arrivals - 38372 MT

Average Price – Rs.1518/qtl

MSP- Rs.1850/qtl

Indian FOB- \$252/MT.

Cheapest market, arrivals and price

Lakhnadon (MP)	5 MT	1100
----------------	------	------

Costliest market, arrivals and price

Pune (MH)	10 MT	2025
-----------	-------	------

Expectations: Prices are likely to increase in May

	Particulars (Fig. in MMT)	India	
		2020-21	2021-22
1	Opening stock	1.9	1.9
2	Production	30.20	28.30
3	Imports	0.10	0.30
4	Total availability (1+2+3)	32.10	30.50
5	Consumption	28.40	28.70
6	Exports	1.8	0.30
7	Total usage (5+6)	30.20	29
8	Ending stocks	1.9	1.4
9	Avera..monthly consumption	2.36	2.39

Trends in arrivals of maize (MT)-fortnight of May-21

States	Markets	01-14, May, 2021	16-31, April, 2021	1-14, May, 2020	% change from previous month	% change from a year ago
Maharashtra	Chalisingaon	2560	3910	3175	-52.73	-19.37
Maharashtra	Malkapur	2238	1803	845	19.44	164.85
Odisha	Nawarangpur	1355	637	2225	52.99	-39.12
Karnataka	Shimoga	759	1240	4634	-63.37	-83.62
Karnataka	Davangere	710	734	3072	-3.38	-76.89
Uttar Pradesh	Kanpur(Grain)	385	720	243	-87.01	58.44
Odisha	Nabarangpur	370	477	1481	-29.10	-75.04
Uttar Pradesh	Gonda	232.5	314	621.5	-35.05	-62.59
Chhattisgarh	Pharasaon	217.2	93.6	610.1	56.91	-64.40
Uttar Pradesh	Madhoganj	212.5	265.5	4225	-24.94	-94.97

Over all, volume of daily arrivals of maize at domestic mandis has decreased gradually during fortnight of May -2021 compared to April-2021 and also similar pattern during corresponding period last year.

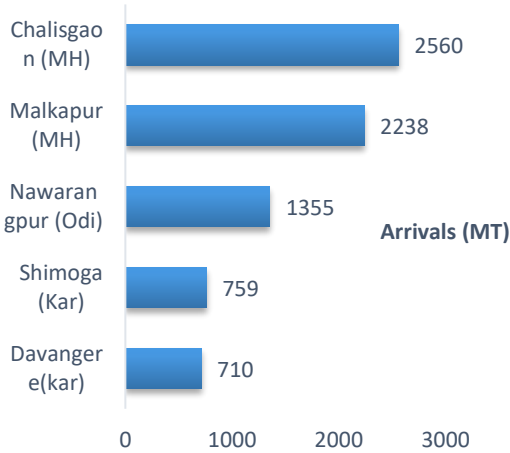
Trends in prices of maize (Rs/qttl)-fortnight of May-21

States	Markets	01-14, May, 2021	16-31, April, 2021	1-14, May, 2020	% change from previous month	% change from a year ago
Maharashtra	Chalisingaon	1462	1430	1110	2.19	31.71
Maharashtra	Malkapur	1475	1473	1053	0.17	40.08
Odisha	Nawarangpur	1308	1341	1638	-2.43	-25.23
Karnataka	Shimoga	1613	1581	1311	1.97	23.03
Karnataka	Davangere	1568	1527	1363	2.61	15.00
Uttara Pradesh	Kanpur(Grain)	1624	1638	1941	-0.88	-19.53
Odisha	Nabarangpur	1325	1300	1518	1.89	-14.54
Uttara Pradesh	Gonda	1624	1620	1785	0.26	-9.87
Chattisgarh	Pharasaon	1260	1250	1253	0.79	0.60
Uttara Pradesh	Madhoganj	1518	1538	1807	-1.29	-19.02
Average Price (Rs/qttl)		1478	1470	1478	0.54	0

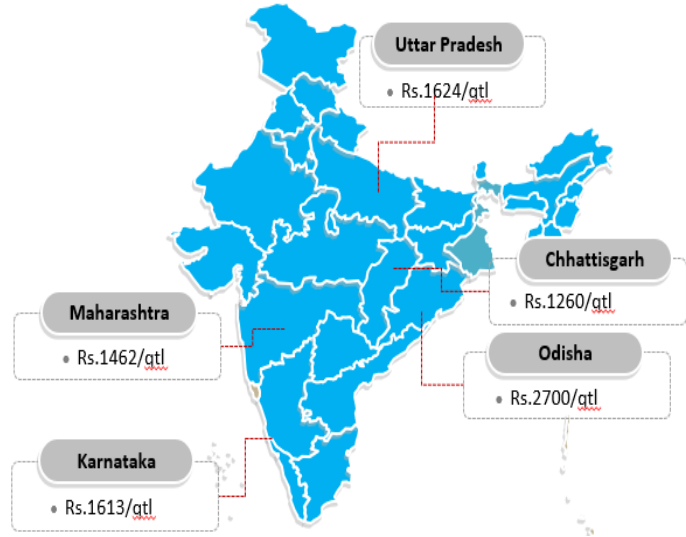
- Fortnight average prices of Maize stood up at Rs.1478 per quintal during May- 21 and marginal increase by 0.54 percent from April-21 and maize wholesale prices was unchanged as against corresponding period last year.
- There was no much variation in mandi prices of maize across markets. It's due to may be of steady arrivals in mandi.
- All markets are showing steady form in prices. It may be due to more domestic availability in markets

Spot market dynamics of Maize during fortnight of May, 21

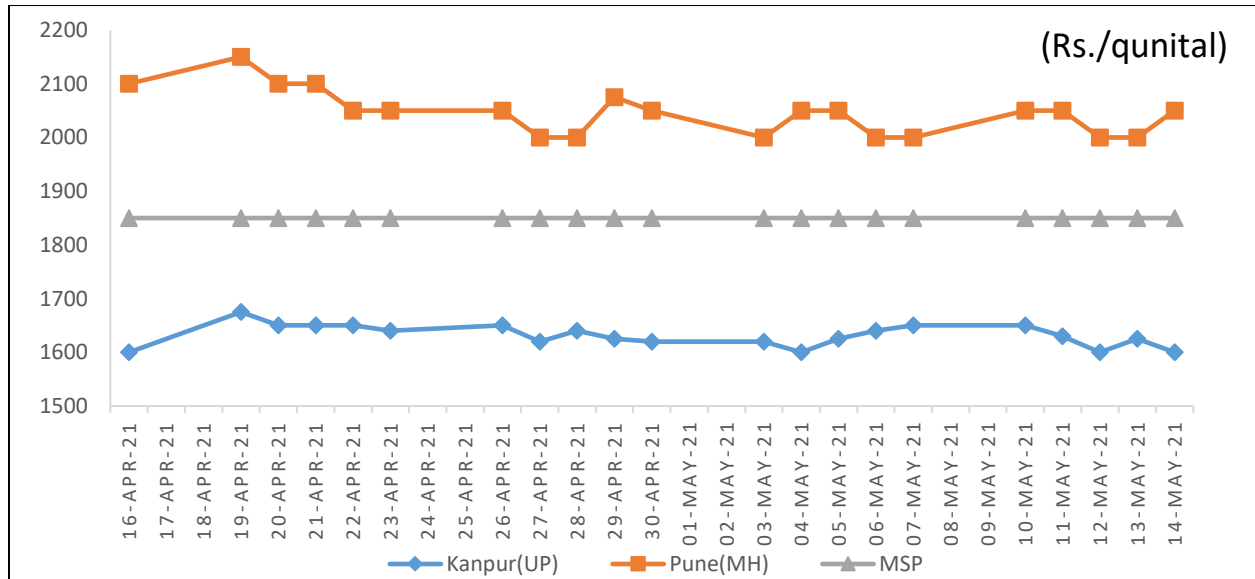
Top 5 Mandis in arrivals of Maize in India during Fortnight of May, 21



Spot market prices of maize in India during May-21



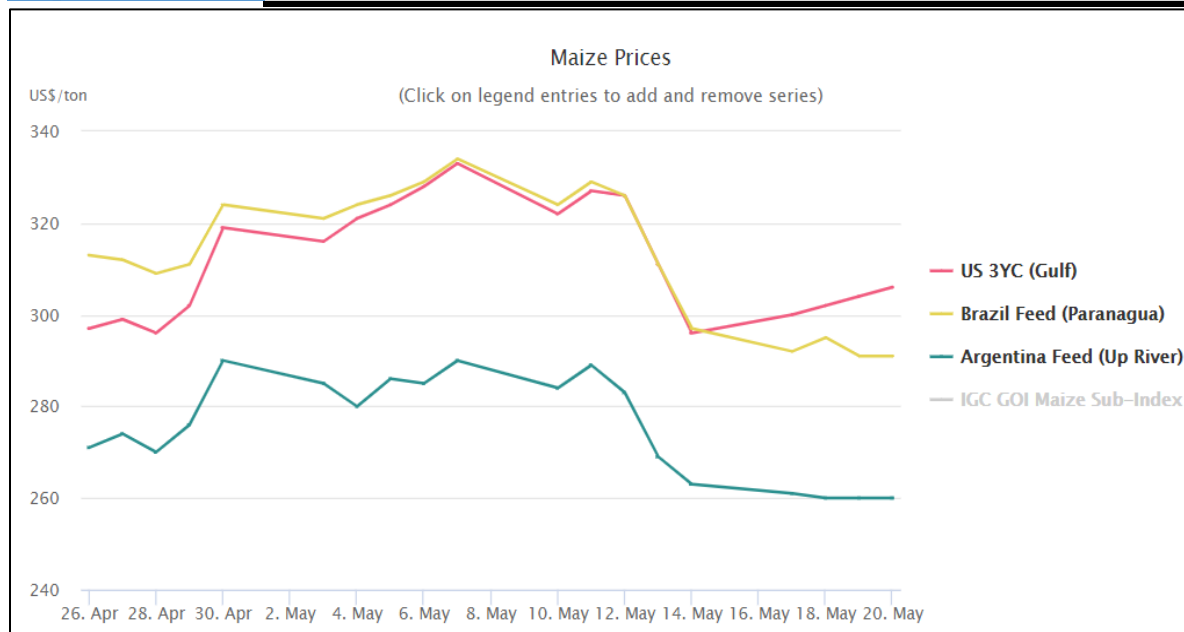
Comparison of spot market prices of maize with MSP



Maize- Global Price Outlook

Free on board (FOB) prices of Maize: (USD/T)

Countries -type	17-May-21	07-May-2021	\$ change	Annual Change	52 Week High	52 Week Low
US 3YC (gulf)	300	333	-33	100%	333	152
Brazil Feed (Paranagua)	292	334	-42	67%	298	176
Argentina Feed (Up River)	261	290	-29	79%	290	142



Source: International Grain Council (IGC)

- Currently maize is shipping at \$252 per MT FOB by from India.
- As per above data, Maize price in International Market is hovering from steady form to weak tone since first week of May. Planting in US is continuing till May-21, so expecting more demand in coming weeks. Corn is currently being shipped at \$292/ MT from Brazil, \$261/MT from Argentina and \$300 / MT form US Gulf as per IGC.
- Since January 21, maize prices have been increased by around 22 percent with IGC Maize sub index up by 60%.

CBOT future prices of Maize (USD/bushels)

Since first week of May-21, July- 21 contract of CBOT future prices of maize was decline by \$78 from \$722 to \$644 per bushels in mid of May. reached its 52-week high in end of April, up by \$120/Bushels.